



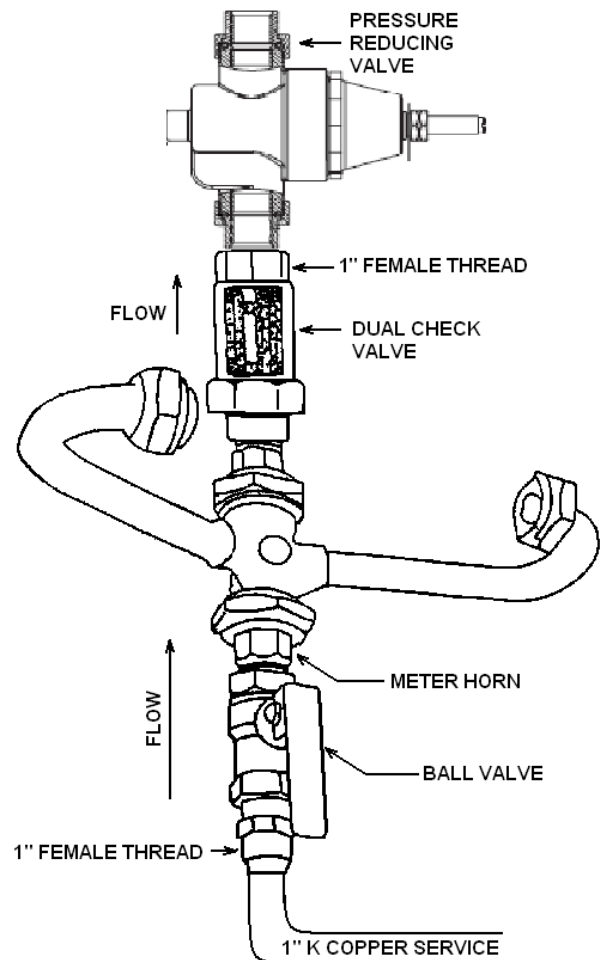
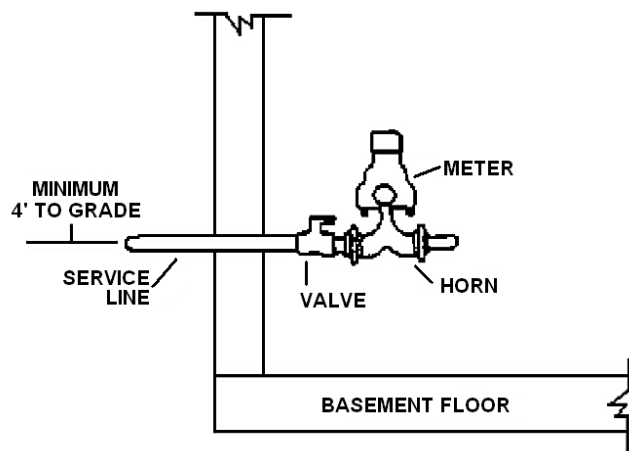
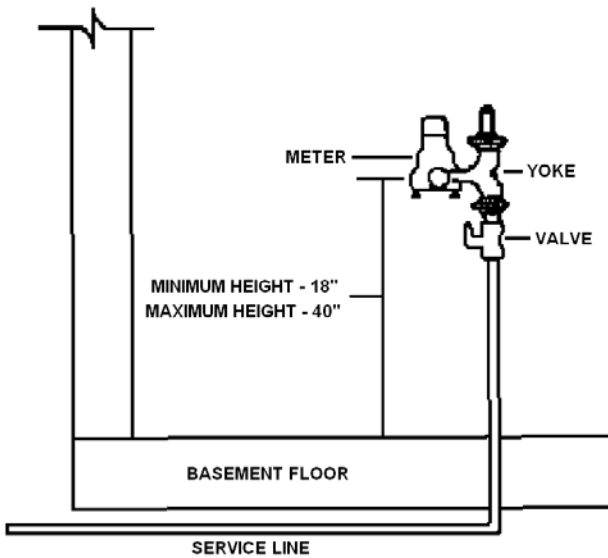
Valparaiso City Utilities

205 Billings Street
Valparaiso, Indiana 46383-3699

"Water is our Most Valuable Natural Resource"

METER DIAGRAM – 3/4" AND 1" FOR HIGH PRESSURE ZONES – 70# & HIGHER

- ALL BACKFLOW PREVENTION DEVICES and ALL PRESSURE REDUCING VALVES must be connected AFTER the meter assembly.
- Minimum floor clearance: 2'-4' / Minimum wall distance: 6"
- 3/4" K Copper from curb box through wall to meter yoke.
- AFTER METER YOKE, customer can use any material (including plastic).
- Thermal Expansion Tank near hot water heater on cold water side (recommended but not required).
- **NO VALVES BEFORE METER YOKE**
- Meter's normal flow (GPM):
 - 3/4" Meter – 2 – 30
 - 1" Meter – 3 – 50



METER INSTALLATION EQUIPMENT

For additional information, visit our website at www.valparaisoutilities.org and click on Builder Assistance under Quick Access.